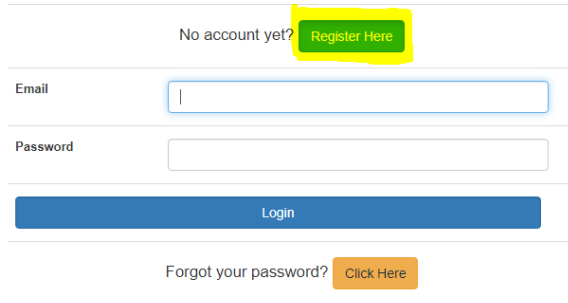


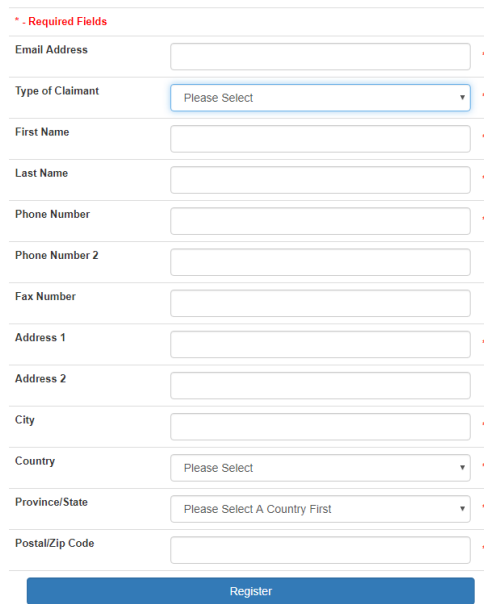
How To File Your Claim Form

1. To go www.TDcoinclassactioncanada.com/portal and click the “Register Here” button.



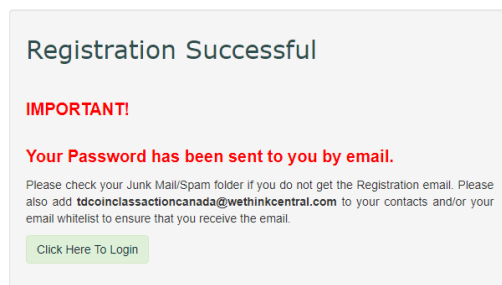
A screenshot of a registration form. At the top, it says "No account yet?" with a green "Register Here" button highlighted. Below are input fields for "Email" and "Password". A blue "Login" button is positioned below the password field. At the bottom, there is a link "Forgot your password?" with a "Click Here" button.

2. Complete the required fields (shown with a red asterisk). Once complete, press “Register” located at the bottom.



A screenshot of a registration form with various fields. A red asterisk indicates required fields. The fields are: Email Address, Type of Claimant (dropdown menu), First Name, Last Name, Phone Number, Phone Number 2, Fax Number, Address 1, Address 2, City, Country (dropdown menu), Province/State (dropdown menu), and Postal/Zip Code. A blue "Register" button is at the bottom.

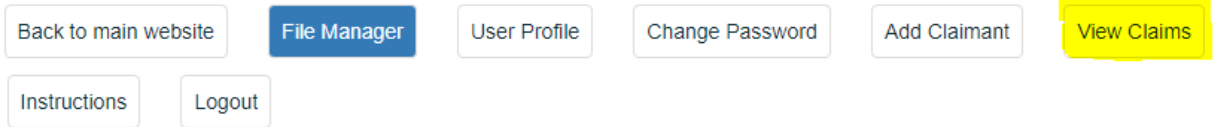
3. You will receive an email giving you a password to log into the portal with. Please check junk mail.



A screenshot of a "Registration Successful" message. It includes the text "Registration Successful", "IMPORTANT!", and "Your Password has been sent to you by email." Below this is a note: "Please check your Junk Mail/Spam folder if you do not get the Registration email. Please also add tdcoinclassactioncanada@wethinkcentral.com to your contacts and/or your email whitelist to ensure that you receive the email." A green "Click Here To Login" button is at the bottom.

***If you do not receive an email within an hour, please go back to www.tdcoinclassactioncanada.com/portal and press the “Forgot password” button. This will resend the link for you. (See Step one for button location)

- Once you log in, please click the “View Claims” button located along the top.



- When the page loads, click “Claim Form” located on the right hand side above “Edit Claimant Name” This will load a fillable Claim Form.

Sequence ID	Total Deposited Coins	Proof Enclosed	Received Other Compensation	Other Compensation Amount	Other Compensation Released	Approximate Deposit Dates	Files
TDC012.1					N/A		Claim Form Edit Claimant Name

Showing 1 to 1 of 1 entries

Account Name: Sarah Lockie Account #1

Total value of Deposited Coins into a TD Bank Coin Counting Machines:

Date(s), approximate date is sufficient, which your Deposited Coins: -

Documentary Proof (bank receipts or statements) enclosed to verify total value of Deposited Coins:

Have you received compensation or credit through other proceedings or private out-of-class settlements in relation to your Deposited Coins?:

and if so, how much?:

Was your Settlement Class Member's claim(s) in the other proceedings or private out-of-class settlement(s) released in its entirety?:

- Complete the required fields (shown with a red asterisk)
- To upload your supporting documents, select the GREEN “Select Files” button. Find the documents you wish to upload and press “Open”.

Upload documentation by clicking select files

If the Claim Form is submitted by a third-party on behalf of a Settlement Class Member (including a parent company claiming on behalf of a subsidiary or affiliate), please provide a signed statement from the Settlement Class Member at the time the Claim is filed authorizing the third-party to file the Claim on its behalf.

[+ Select Files...](#)

- When the file has completed uploading, read and agree to the Declarations section and then press “Save”.

I (we) declare under penalty of perjury that the information on this Claim Form is true, correct and complete to the best of my knowledge, information and belief.

I (we) declare that I (we) have disclosed all of my (our) Deposited Coins in this Claim Form.

I (we) authorize the Claims Administrator to contact the Settlement Class Member or its representative, as the Claims Administrator deems appropriate, for more information and/or to audit the Claim.

I (we) acknowledge and agree that the Administrator may disclose all information relating to my (our) Claim to the Court and Class Counsel to the parties in the Action.

[Save](#)
[Cancel](#)

IF YOU NEED TO CHANGE YOUR CLAIM FORM:

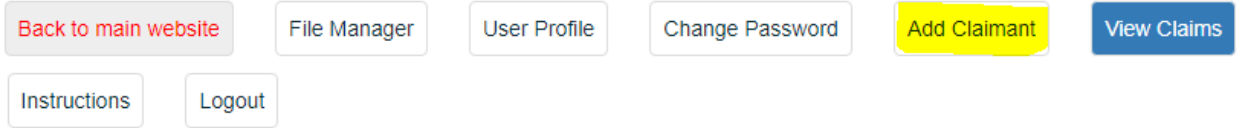
- Open the desired Claim Form by pressing “Claim Form” on the right hand side under the VIEW CLAIMS section.
- Select the ORANGE “Click here to update this Claim Form” and proceed with the changed. Please make sure to SAVE all changes prior to leaving.

Submitted by Sarah Lockie (70.34.169.68) on 2019-05-15 15:55:23

[Click here to update this Claim Form](#)

IF YOU WOULD LIKE TO ADD ANOTHER CLAIM FORM:

1. Select ADD CLAIMANT from the button options along the top of the main screen.



2. Enter the desired name

Add Claimant

Account Name:

Save
Cancel

3. Press Save
4. The new BLANK form will be seen underneath the original on the VIEW CLAIMS page.

Sequence ID	Total Deposited Coins	Proof Enclosed	Received Other Compensation	Other Compensation Amount	Other Claim Released	Approximate Deposit Dates	Files	
TDC012.1	4.00	Yes	Yes	4.00	Yes	2013-01-01 to 2016-05-02	trilogy.jpg	<input type="button" value="✎ Claim Form"/> <input type="button" value="✎ Edit Claimant Name"/>
TDC012.2					N/A			✎ Claim Form <input type="button" value="✎ Edit Claimant Name"/>